

dent & buckle

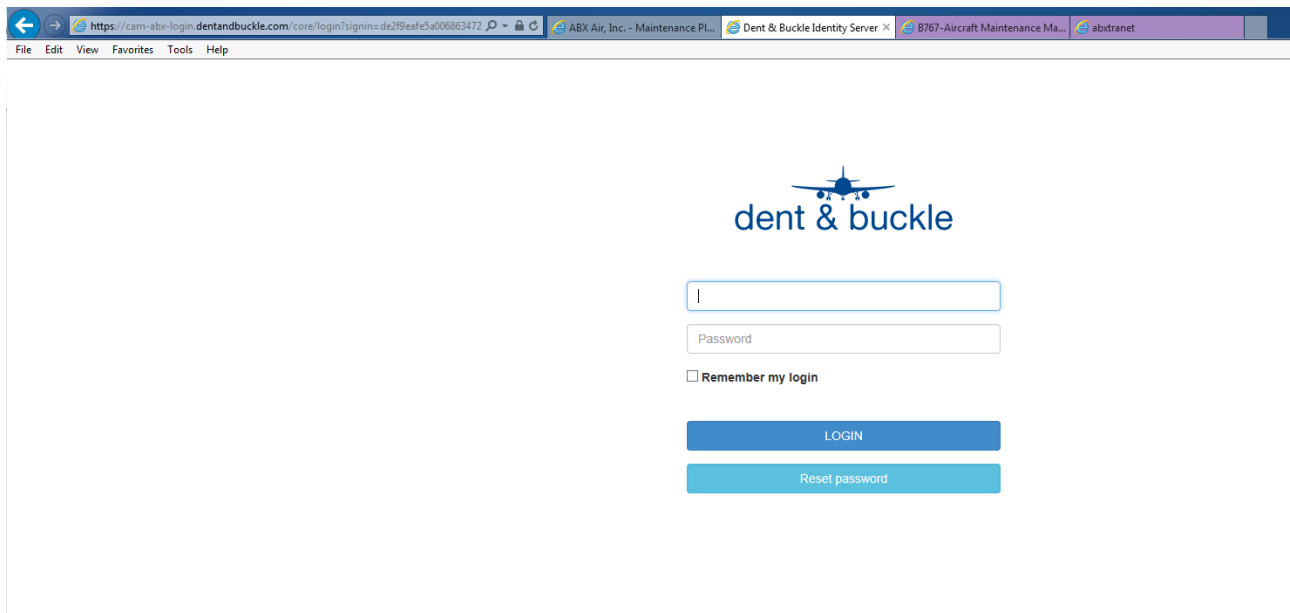
Component Removal and Install Procedures

The following pages contain the procedures for component removal and installation on a selected aircraft

Log in to the Dent and Buckle website at the following address:

<https://cam-abx.dentandbuckle.com>

The screen below should appear for entry of your user name and password



The screenshot shows a web browser window with the following elements:

- Address bar: <https://cam-abx-login.dentandbuckle.com/core/login?signin=d2f9eafe5a006663472>
- Browser tabs: ABX Air, Inc. - Maintenance Pl..., Dent & Buckle Identity Server X, 8767-Aircraft Maintenance Ma..., abxtranet
- Page title: File Edit View Favorites Tools Help
- Logo: dent & buckle (with an airplane icon above the text)
- Form fields:
 - Username input field (containing a vertical bar)
 - Password input field (labeled "Password")
 - Remember my login checkbox (unchecked)
- Buttons:
 - LOGIN (blue button)
 - Reset password (light blue button)

For component removal from an aircraft, follow the steps listed on the next few pages.

Once you have logged in, the following screen will appear:

The screenshot shows the 'dent & buckle' dashboard. At the top, there is a navigation bar with buttons for 'DASHBOARD', 'DISCREPANCIES', 'REPORTS', and 'MENU'. The 'MENU' button is highlighted with a red box. To the right of the navigation bar, the user's name 'User: Robert Davis' is displayed. Below the navigation bar, the page title is 'Dashboard - Fleet Action Summary'. There are several filters and controls: 'Select Registration: All registrations', 'GO TO AIRCRAFT', 'Filter by ALL TYPES', 'Prev. Days: 180', 'Text search: Enter phrase...', 'FILTER', 'CLEAR FILTERS', '20 items per page', 'Go to page: 1 GO', 'PREV.', '1 2 3 4 5 6 7 8 ... 18', and 'NEXT'. The main content is a table with the following columns: Action, Damage, Ref no., Description, Type, Aircraft, Discovery Date, Entered Date, User, Status, and Cat. The table contains 13 rows of data, including repairs and damage reports.

Action	Damage	Ref no.	Description	Type	Aircraft	Discovery Date	Entered Date	User	Status	Cat.
Repair		154	FS1809-FS1821 S15L-S16L	Incomplete	N312AA	10/11/2016	10/11/2016	PCB	Active	A
Repair		165	FS1809-FS1816 S12R-S13R skin repair doubler	Incomplete	N312AA	10/11/2016	10/11/2016	PCB	Active	A
Repair		163	FS395-FS407 S34R-S36R skin doubler repair	Incomplete	N312AA	10/11/2016	10/11/2016	PCB	Active	B
Repair		166	FS1809-FS1822 S18R-S20R skin doubler repair	Incomplete	N312AA	10/11/2016	10/11/2016	PCB	Active	A
Repair		160	FS321-FS334 S1L-S2L skin doubler repair	Incomplete	N312AA	10/11/2016	10/11/2016	PCB	Active	B
Repair		159	FS438-FS458 S36L-S38L skin doubler repair	Incomplete	N312AA	10/11/2016	10/11/2016	PCB	Active	B
Repair		157	FS214-FS223 S21L-S22L skin repair doubler	Incomplete	N312AA	10/11/2016	10/11/2016	PCB	Active	B
Repair		189	Bulk Cargo Door FS1418-FS1424 S31L-S32L doubler repair		N312AA	10/11/2016	10/11/2016	PCB	Active	B
Repair		161	FS1809-FS1816 S12L-S13L skin doubler repair	Not submitted	N312AA	10/11/2016	10/11/2016	PCB	Active	A
Repair		286	Bulk Cargo Door skin doubler repair FS1432-FS1439 S24L-S27L		N312AA	10/11/2016	10/11/2016	64642	Active	B
Damage	Dent	230	#1 Eng Exhaust Nozzle Dent NAC 344 5 o'clock	Incomplete	N749AX	09/22/2016	09/22/2016	64642	Active	A

Select the Menu button and then select **Aircraft List** from the drop down menu

The screenshot shows the 'dent & buckle' dashboard. At the top, there is a navigation bar with buttons for 'DASHBOARD', 'DISCREPANCIES', 'REPORTS', and 'MENU'. The 'MENU' button is highlighted with a red box, and a dropdown menu is open, showing the following options: 'AIRCRAFT LIST', 'STORES', 'USERS', 'USER PROFILE', and 'LOG OFF'. The 'AIRCRAFT LIST' option is highlighted with a red box. To the right of the navigation bar, the user's name 'User: Robert Davis' is displayed. Below the navigation bar, the page title is 'Dashboard - Fleet Action Summary'. There are several filters and controls: 'Select Registration: All registrations', 'GO TO AIRCRAFT', 'Filter by ALL TYPES', 'Prev. Days: 180', 'Text search: Enter p...', 'FILTER', 'CLEAR FILTERS', '20 items per page', 'Go to page: 1 GO', 'PREV.', '1 2 3 4 5 6 7 8 ... 18', and 'NEXT'. The main content is a table with the following columns: Action, Damage, Ref no., Description, Type, Aircraft, Discovery Date, Entered Date, User, Status, and Cat. The table contains 13 rows of data, including repairs and damage reports.

Action	Damage	Ref no.	Description	Type	Aircraft	Discovery Date	Entered Date	User	Status	Cat.
Repair		154	FS1809-FS1821 S15L-S16L	Incomplete	N312AA	10/11/2016	10/11/2016	PCB	Active	A
Repair		165	FS1809-FS1816 S12R-S13R skin repair doubler	Incomplete	N312AA	10/11/2016	10/11/2016	PCB	Active	A
Repair		163	FS395-FS407 S34R-S36R skin doubler repair	Incomplete	N312AA	10/11/2016	10/11/2016	PCB	Active	B
Repair		166	FS1809-FS1822 S18R-S20R skin doubler repair	Incomplete	N312AA	10/11/2016	10/11/2016	PCB	Active	A
Repair		160	FS321-FS334 S1L-S2L skin doubler repair	Incomplete	N312AA	10/11/2016	10/11/2016	PCB	Active	B
Repair		159	FS438-FS458 S36L-S38L skin doubler repair	Incomplete	N312AA	10/11/2016	10/11/2016	PCB	Active	B
Repair		157	FS214-FS223 S21L-S22L skin repair doubler	Incomplete	N312AA	10/11/2016	10/11/2016	PCB	Active	B
Repair		189	Bulk Cargo Door FS1418-FS1424 S31L-S32L doubler repair		N312AA	10/11/2016	10/11/2016	PCB	Active	B
Repair		161	FS1809-FS1816 S12L-S13L skin doubler repair	Not submitted	N312AA	10/11/2016	10/11/2016	PCB	Active	A
Repair		286	Bulk Cargo Door skin doubler repair FS1432-FS1439 S24L-S27L		N312AA	10/11/2016	10/11/2016	64642	Active	B
Damage	Dent	230	#1 Eng Exhaust Nozzle Dent NAC 344 5 o'clock	Incomplete	N749AX	09/22/2016	09/22/2016	64642	Active	A

The following screen will appear. Select the aircraft that the component will be removed from

Registration ⁺	Type	MSN
N219CY	B767-300-383 BDSF	24358
N220CY	B767-300-383 BDSF	24729
N226CY	B767-300-383 BDSF	26544
N312AA	B767-200 BDSF	22315
N317CM	B767-300-338 BDSF	24317
N362CM	B767-300-338 BDSF	24316
N363CM	B767-300-338 BDSF	24853
N364CM	B767-300-338 BDSF	24531
N371CM	B767-300-338 BDSF	25577
N372CM	B767-300-338 BDSF	25575
N377CM	B767-300-338 BDSF	24930
N740AX	B767-200 BDSF	22213
N744AX	B767-200 BDSF	22221
N749AX	B767-200 BDSF	22226
N750AX	B767-200 BDSF	22227
N767AX	B767-200 BDSF	22785
N768AX	B767-200 BDSF	22786
N769AX	B767-200 BDSF	22787
N773AX	B767-200 BDSF	22788
N774AX	B767-200 BDSF	22789
N775AX	B767-200 BDSF	22790
N783AX	B767-200 BDSF	23016
N787AX	B767-200 BDSF	23020

Select the component that will be removed

Aircraft details [CANCEL] [SAVE]

Reg: N219CY | Type: B767-300-383 BDSF | Line: 263 | Variable: Variable

MSN: 24358 | Default UOM: Inches

P/N	S/N	GNR	Description
edit	SN-N219CY-1		Engine No.1 Exhaust Plug
edit	SN-N219CY-2		HS L/E Skin no. 1
edit	SN-N219CY-3		HS L/E Skin no. 2
edit	SN-N219CY-4		HS L/E Skin no. 3
edit	SN-N219CY-5		HS L/E Skin no. 4
edit	SN-N219CY-6		HS L/E Skin no. 5
edit	SN-N219CY-7		HS L/E Skin no. 6
edit	SN-N219CY-8		VS L/E Skin no. 1
edit	SN-N219CY-9		VS L/E Skin no. 2
edit	SN-N219CY-10		VS L/E Skin no. 3
edit	SN-N219CY-11		VS L/E Skin no. 4
edit	SN-N219CY-12		VS L/E Skin no. 5
113T6100-7	000269		Inboard Aileron LH
113T6100-8	000269		Inboard Aileron RH
113T2301-7A	000663		Inboard Aft Flap LH
113T2201-23	ABXT187		Inboard Fore Flap LH
113T2301-ABXR	ABXT182		Inboard Aft Flap RH
113T2201-24	ABXT188		Inboard Fore Flap RH

Select the **Move To Stores** button

dent & buckle

DASHBOARD DISCREPANCIES REPORTS MENU User: Robert Davis

Edit component CANCEL SAVE

P/N: 113T6100-7 S/N: 000269 GNR: GNR

Description: Inboard Aileron LH

MOVE TO ANOTHER AIRCRAFT

MOVE TO STORES

CANCEL SAVE

Version: 1.2 newAuth
Build: 1.2.6113.31162 / 2016-09-26 17:18:44

Once you have selected **Move to Stores** button, the Aircraft Details list will reappear that shows the part removed from the aircraft

dent & buckle

DASHBOARD DISCREPANCIES REPORTS MENU User: Robert Davis

Aircraft details CANCEL SAVE

Reg: N219CY Type: B767-300-383 BDSF Line: 263 Variable: Variable

MSN: 24358 Default UOM: Inches

P/N	S/N	GNR	Description
edit	SN-N219CY-1		Engine No.1 Exhaust Plug
edit	SN-N219CY-2		HS L/E Skin no. 1
edit	SN-N219CY-3		HS L/E Skin no. 2
edit	SN-N219CY-4		HS L/E Skin no. 3
edit	SN-N219CY-5		HS L/E Skin no. 4
edit	SN-N219CY-6		HS L/E Skin no. 5
edit	SN-N219CY-7		HS L/E Skin no. 6
edit	SN-N219CY-8		VS L/E Skin no. 1
edit	SN-N219CY-9		VS L/E Skin no. 2
edit	SN-N219CY-10		VS L/E Skin no. 3
edit	SN-N219CY-11		VS L/E Skin no. 4
edit	SN-N219CY-12		VS L/E Skin no. 5
edit			Inboard Aileron LH
113T6100-8	000269		Inboard Aileron RH
113T2301-7A	000663		Inboard Aft Flap LH
113T2201-23	ABXT187		Inboard Fore Flap LH

Component Installation

Go to the **Menu** tab and select **Stores** from the drop down menu

The screenshot shows the 'dent & buckle' dashboard. The top navigation bar includes 'DASHBOARD', 'DISCREPANCIES', 'REPORTS', and 'MENU'. The user is identified as 'User: Robert Davis'. The 'MENU' dropdown is open, showing options: 'AIRCRAFT LIST', 'STORES' (highlighted with a red box), 'USERS', 'USER PROFILE', and 'LOG OFF'. Below the menu, there is a 'Dashboard - Fleet Action Summary' section with filters for 'ALL TYPES', 'Prev. Days' (180), and 'Text search'. A table of repair actions is displayed below the filters.

Action	Damage	Ref no.	Description	Type	Aircraft	Discovery Date	Entered Date	User	Status	Cat.
Repair		154	FS1809-FS1821 S15L-S16L	Incomplete	N312AA	10/11/2016	10/11/2016	PCB	Active	A
Repair		165	FS1809-FS1816 S12R-S13R skin repair doubler	Incomplete	N312AA	10/11/2016	10/11/2016	PCB	Active	A
Repair		163	FS395-FS407 S34R-S36R skin doubler repair	Incomplete	N312AA	10/11/2016	10/11/2016	PCB	Active	B
Repair		166	FS1809-FS1822 S18R-S20R skin doubler repair	Incomplete	N312AA	10/11/2016	10/11/2016	PCB	Active	A
Repair		160	FS321-FS334 S1L-S2L skin doubler repair	Incomplete	N312AA	10/11/2016	10/11/2016	PCB	Active	B
Repair		159	FS438-FS458 S36L-S38L skin doubler repair	Incomplete	N312AA	10/11/2016	10/11/2016	PCB	Active	B
Repair		157	FS214-FS223 S21L-S22L skin repair doubler	Incomplete	N312AA	10/11/2016	10/11/2016	PCB	Active	B
Repair		189	Bulk Cargo Door FS1418-FS1424 S31L-S32L doubler repair	Incomplete	N312AA	10/11/2016	10/11/2016	PCB	Active	B
Repair		161	FS1809-FS1816 S12L-S13L skin doubler repair	Not submitted	N312AA	10/11/2016	10/11/2016	PCB	Active	A
Repair		286	Bulk Cargo Door skin doubler repair FS1432-FS1439 S24L-S27L	Incomplete	N312AA	10/11/2016	10/11/2016	64642	Active	B
Damage	Dent	230	#1 Eng Exhaust Nozzle Dent NAC 344 5 o'clock	Incomplete	N749AX	09/22/2016	09/22/2016	64642	Active	A

Select the component that you wish to install

The screenshot shows the 'dent & buckle' dashboard with the 'Stores' page selected. The top navigation bar includes 'DASHBOARD', 'DISCREPANCIES', 'REPORTS', and 'MENU'. The user is identified as 'User: Robert Davis'. The 'Stores' page has buttons for 'ADD NEW COMPONENT' and 'COMPONENT ARCHIVE'. A 'Type:' dropdown menu is visible. Below it is a table of components.

P/N	S/N	Description	A/C type
314U2100-ABX	580409	Engine No.2 Primary Exhaust	B767-200 BDSF
114T4101-31A	000410	Leading Edge Slat No.1 LH	B767-200 BDSF
113T2201-2SP	ABXQ628	Inboard Fore Flap RH	B767-200 BDSF
113T2201-1SP	ABXS203	Inboard Fore Flap LH	B767-200 BDSF
114T4101-35	000444	Leading Edge Slat No.1 LH	B767-300-383 BDSF
114T4101-31A	000121	Leading Edge Slat No.1 LH	B767-200 BDSF
114T4105-17A	000109	Leading Edge Slat No.5 LH	B767-200 BDSF

Version: 1.2 newAuth
Build: 1.2.6130.21360 / 2016-10-13 11:52:00

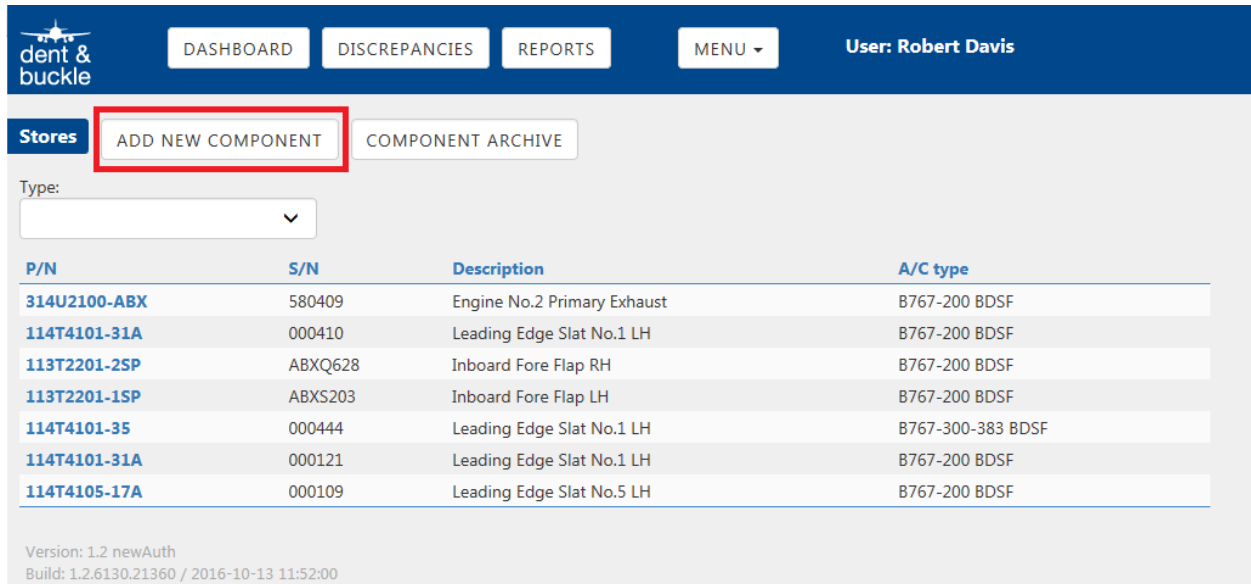
Select the destination aircraft from the drop down listing and then click on the Save button.

The screenshot shows the 'dent & buckle' application interface. The top navigation bar includes 'DASHBOARD', 'DISCREPANCIES', 'REPORTS', and 'MENU' (with a dropdown arrow), and the user is identified as 'User: Robert Davis'. The main content area is titled 'Move component' and features 'CANCEL' and 'SAVE' buttons. The text indicates the user is moving 'Leading Edge Slat No.5 LH (S/N: 000109)' from 'Source: Stores'. A 'Select destination A/C' dropdown menu is open, displaying a list of aircraft identifiers: N740AX, N744AX, N749AX, N750AX, N767AX, N768AX, N769AX, N773AX, N774AX, N775AX, N783AX, N787AX, N788AX, N792AX, N793AX, N794AX, N795AX, N797AX, N798AX, and N312AA.

If you try to install a component on an aircraft that already has a component installed in that position, a warning screen will pop up

This screenshot shows the 'dent & buckle' application interface with a warning message. The top navigation bar and user information are the same as in the previous screenshot. The main content area is titled 'Move component' and features 'CANCEL' and 'SAVE' buttons. The text indicates the user is moving 'Inboard Aileron LH (S/N: 000269)' from 'Source: Stores'. The 'Select destination A/C' dropdown menu is open, showing 'N226CY' selected. A red warning message is displayed: 'Warning! This aircraft already contains a matching component please remove the existing component first'. Below the warning, there are 'CANCEL' and 'SAVE' buttons. At the bottom of the page, the version and build information are shown: 'Version: 1.2 newAuth' and 'Build: 1.2.6130.21360 / 2016-10-13 11:52:00'.

If you do not see the component that you wish to install listed in the Stores inventory, the part can be manually loaded into Stores. Select the **Add New Component** button on the Stores screen

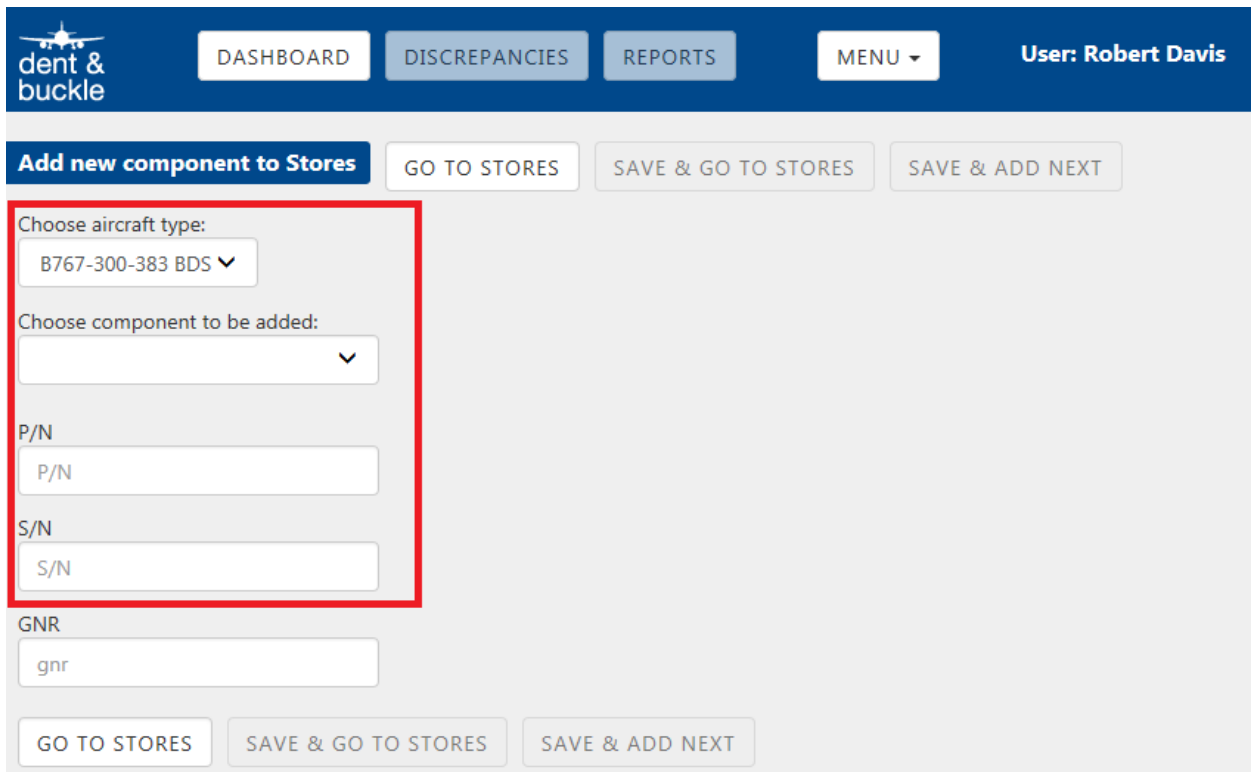


The screenshot shows the 'Stores' screen with the 'ADD NEW COMPONENT' button highlighted. Below the button is a 'Type:' dropdown menu. A table lists components with the following data:

P/N	S/N	Description	A/C type
314U2100-ABX	580409	Engine No.2 Primary Exhaust	B767-200 BDSF
114T4101-31A	000410	Leading Edge Slat No.1 LH	B767-200 BDSF
113T2201-2SP	ABXQ628	Inboard Fore Flap RH	B767-200 BDSF
113T2201-1SP	ABXS203	Inboard Fore Flap LH	B767-200 BDSF
114T4101-35	000444	Leading Edge Slat No.1 LH	B767-300-383 BDSF
114T4101-31A	000121	Leading Edge Slat No.1 LH	B767-200 BDSF
114T4105-17A	000109	Leading Edge Slat No.5 LH	B767-200 BDSF

Version: 1.2 newAuth
Build: 1.2.6130.21360 / 2016-10-13 11:52:00

Choose the Aircraft Type and component from the drop down menus and enter the part number and serial number.



The screenshot shows the 'Add new component to Stores' form. The form fields for 'Choose aircraft type', 'Choose component to be added', 'P/N', and 'S/N' are highlighted with a red box. The 'GNR' field contains the value 'gnr'. The form also includes buttons for 'GO TO STORES', 'SAVE & GO TO STORES', and 'SAVE & ADD NEXT'.

Select the **Save & Go To Stores** button to install the part on the aircraft or select the **Save & Add Next** if you have more components to load into stores